
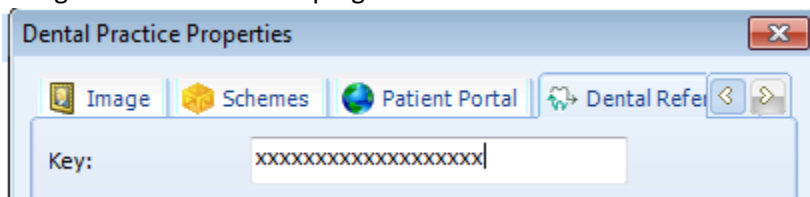


Systems for Dentists Version 6.19.3.25 and above integrates with [Dental Referrals](#) once an API key has been provided by the team at Dental Referrals.

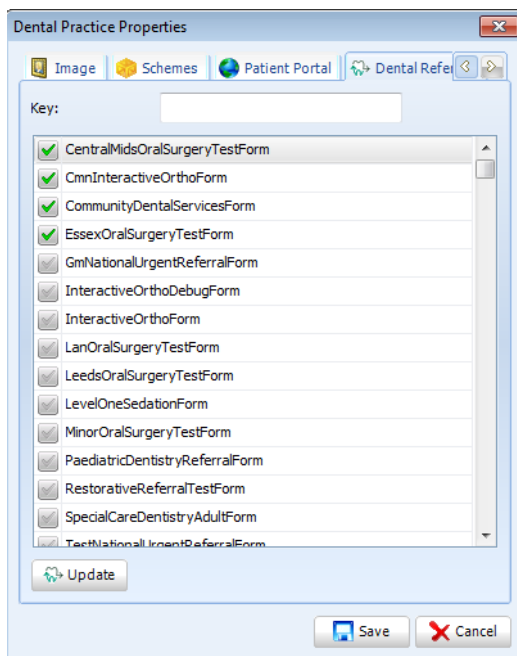
Once you have the API Key any administrator of your SfD software can open Setup then select Practice

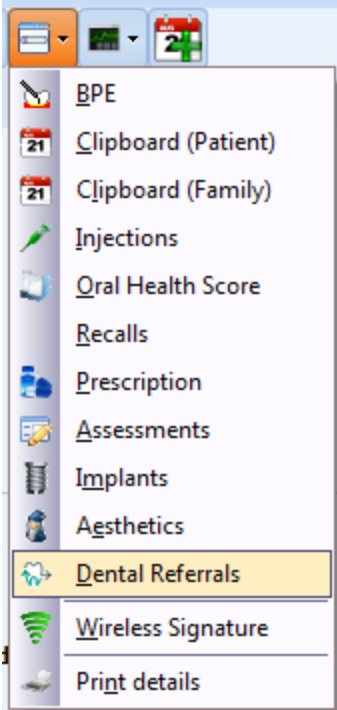


Using the arrows at the top right hand side click across and select the dental referrals tab.



Enter the API Key provided and click update, this will list all the possible documents for your key. Once you have the full list, select the referrals you will use then click save.





Now you are able to launch Dental Referrals directly from a patient record. Simply open your patient and select Dental Referrals from the patient's contextual menu as shown to the left hand side.

Finally complete the mini form by selecting the Dentist who is referring the patient, select the form and define if the referral is urgent then click ok.

A screenshot of a dialog box titled "Dental Referrals". It contains three dropdown menus: "Performer:" with the value "VERNON, Adam", "Form:" with the value "CentralMidsOralSurgeryTestForm", and "Urgent:" with the value "No". At the bottom right, there are two buttons: "OK" with a green checkmark icon and "Cancel" with a red X icon.

Your referral form should now open in the Dental Referrals website via your default browser.

Thank you for using Systems for Dentists.

